

Instructions for provider access to the Web-to-Publish market overview

IMPORTANT NOTES:

- Find the overview page of the provider area in the Market/Provider section or in the footer of the website Melaschuk-Medien.de:

Provider area

- Users must **first register** and enter the provider ID received in the registration form.
- **More than one employee** of a provider may register.
- **New systems** are first created by MELASCHUK-MEDIEN and then released for editing (go to [Contact page](#)).
- After final saving by the provider the updated data are **released** by MELASCHUK-MEDIEN and put online thereafter. The user receives an **e-mail notification**.

Editing German and English entries in the market overview:

- If you want to publish your data also in german entries, just send a short information. We then create the german entries with english content (if they do not already exist), which you can overwrite.
- You can edit the German and English data **in one single account**, there is no need for a separate log in. Change between the english and german entries while you are logged in and move for this purpose to the overview page in the [provider area](#).
- In order to change between the languages you can click on the links **“EN”** or **“DE”** on top of the website. Please edit the entries step by step **without** changing the language while editing. When an entry is finally saved (button "Save and finish editing") you can change the language as described.

1 Registration

Melaschuk-Medien (en) / Market / Provider area / Registration

Provider registration

Provider ID *
301QQXS

E-mail address *
ira@melaschuk-medien
Still 27 characters.

E-mail confirmation *
ira@melaschuk-medien
Still 27 characters.

Salutation *
Ms

First name *
Ira
Still 47 characters.

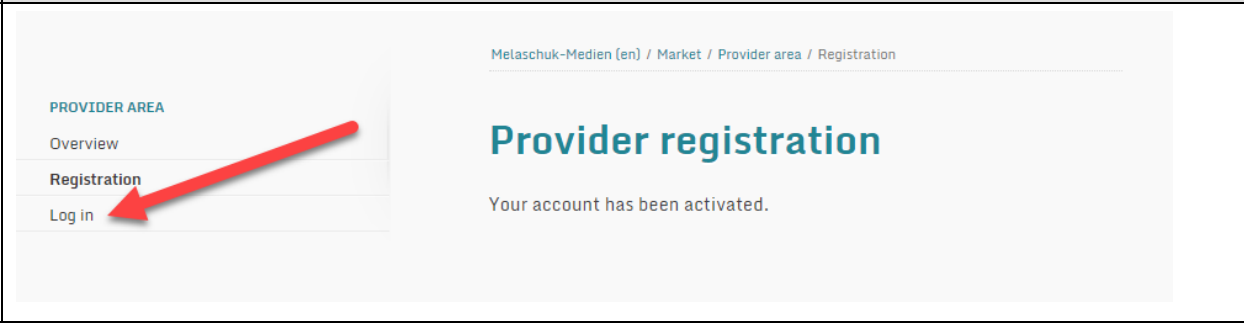
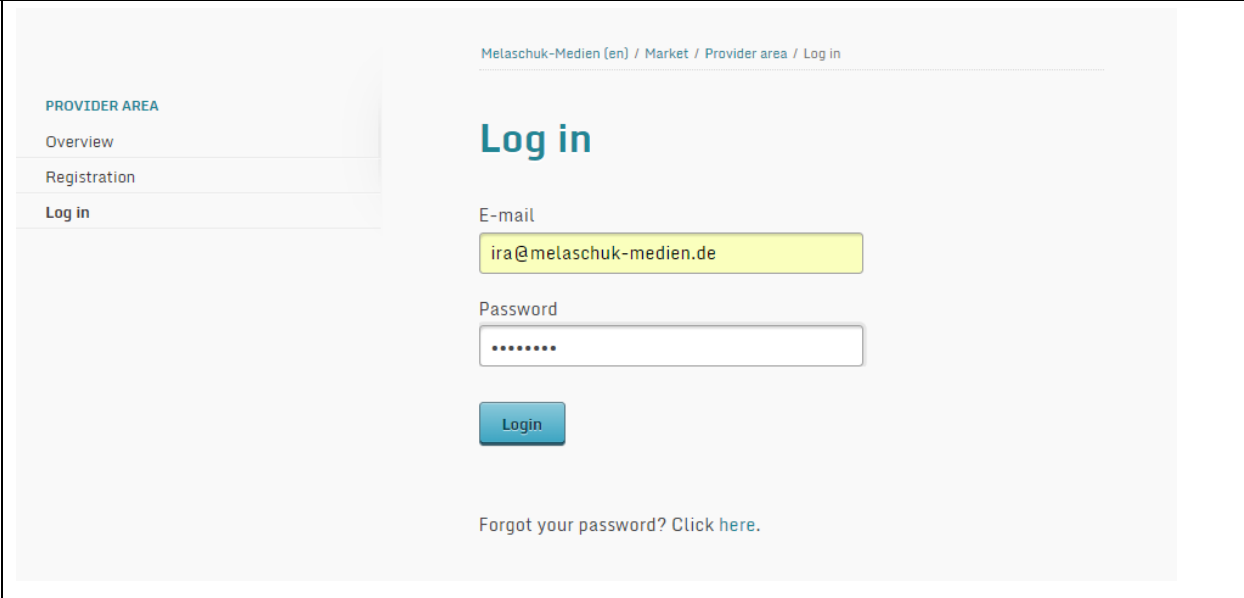
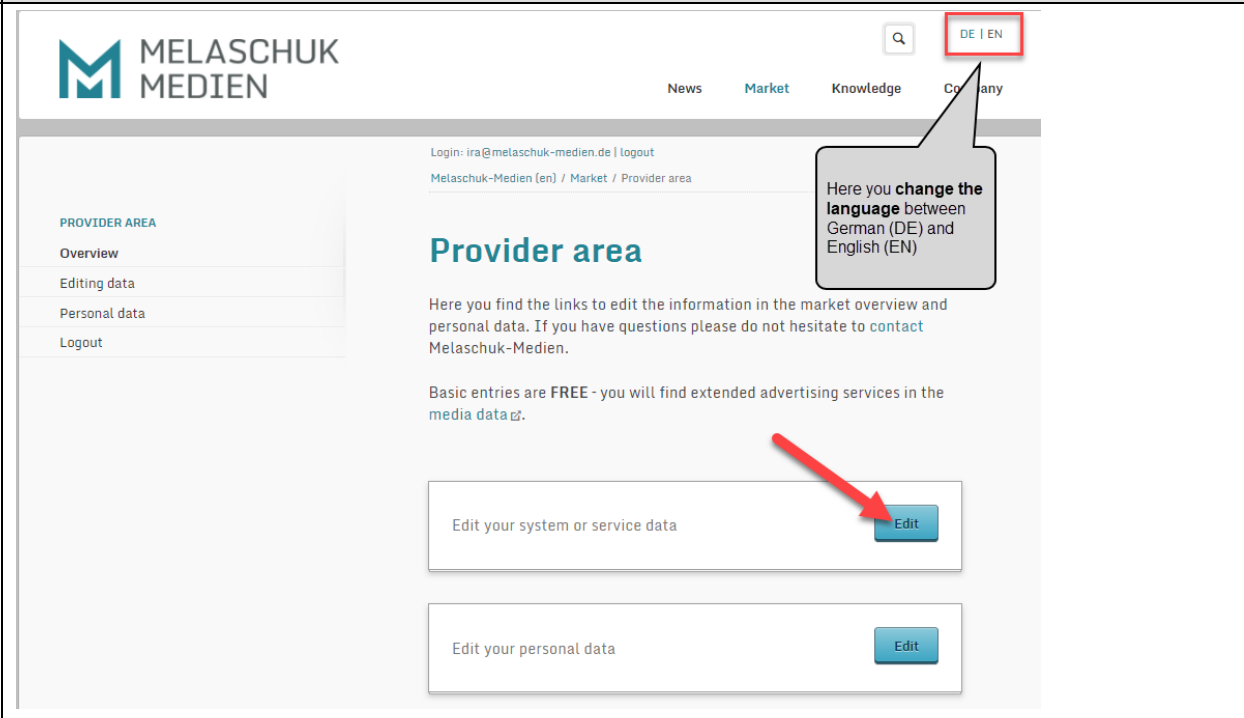
Last name *
Melaschuk
Still 41 characters.

Company *
Melaschuk-Medien
Still 34 characters.

Password *
.....

New systems or service provisions are created by Melaschuk-Medien on request. Providers then receive a **provider ID** via e-mail. This provider ID is **NOT** identical to the password.

Instructions for provider access to the Web-to-Publish market overview

2	Click on the link in the confirmation e-mail for the registration
3	<u>Log in area</u>
	
	
4	<u>Provider areas</u>
	

Instructions for provider access to the Web-to-Publish market overview

5 Select data in the market overview for editing

PROVIDER AREA

- Overview
- Editing data**
- Personal data
- Logout

Note:
Editing English and German entries in the market overview

You can edit the German and English data in one single account, there is no need for a separate log in.
In order to change between the languages you can click on the links "EN" or "DE" on top of the website. Please edit the entries step by step without changing the language while editing. When an entry is finally saved (button "Save and finish editing") you can change the language as described.

My market overview data

Systems

Name	Status	Last update	
A-Test system	released		edit

Editing data in Providers, Systems or Service Provisions

Services

Name	Status	Last update	
A-Test service (with promotion)	released	2018-02-01 11:37	edit
A-Testservice	in progress		edit

Instructions for provider access to the Web-to-Publish market overview

6 Editing system data (or provider, service data)

PROVIDER AREA

- Overview
- Editing data**
- Personal data
- Logout

[← back](#)

System data

Basic data

Name *

Still 47 characters.

System description *

Intermediate saving
Changes can be intermediately saved by a user as many times as desired. When logging in again, the last saved data are accessed (there is no version save).

Save and finish editing
Once the data are saved for the last time, the data are transferred for release to Melaschuk-Medien. Only after release will the data go online and the user notified. The data are then released for use again.

[← back](#)